

KUWAIT BOURSA

BANKING SECTOR REPORT FOR THE PERIOD 30 JUNE 2020

Market Sector : Banking Sector

Exchange : Kuwait Boursa

Date : 25 August 2020

Prepared by : Alaa Alatilie

Department : Assets Management

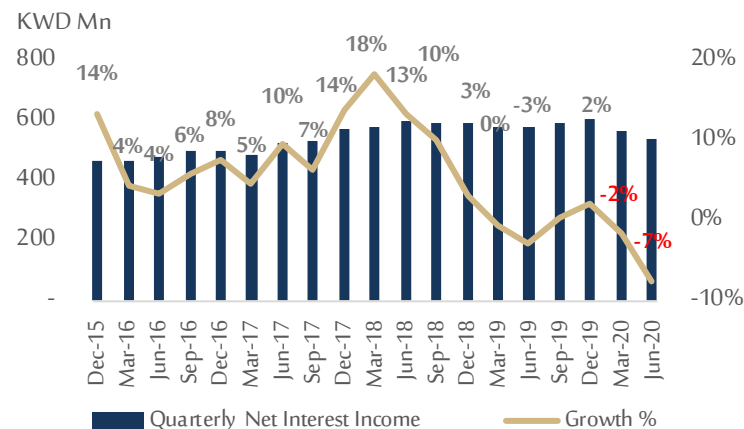


Banking Sector Report

Financial analysis - Income statements

Banks' Net Interest (Financing) Income

KWD Million	1H-19	1H-20	H-o-H (%)	2019 to 2018	2018 to 2017
National Bank of Kuwait	344.4	318.5	-7.5% ▼	-0.2% ▼	9.8% ▲
Gulf Bank	74.5	61.3	-17.7% ▼	7.7% ▲	13.2% ▲
Commercial Bank of Kuwait	49.1	38.4	-21.7% ▼	3.6% ▲	10.4% ▲
Al Ahli Bank of Kuwait	64.0	51.1	-20.1% ▼	4.8% ▲	3.0% ▲
Ahli United Bank - Kuwait	43.7	37.1	-15.1% ▼	-15.2% ▼	17.8% ▲
Kuwait International Bank	26.4	24.0	-9.2% ▼	-1.8% ▼	-1.4% ▼
Burgan Bank	81.9	74.0	-9.8% ▼	-9.2% ▼	9.7% ▲
Kuwait Finance House	250.6	295.7	18.0% ▲	0.6% ▲	2.9% ▲
Boubyan Bank	58.4	65.9	12.9% ▲	-5.4% ▼	7.4% ▲
Ahli United Bank (B.S.C)	148.8	124.4	-16.4% ▼	1.7% ▲	3.6% ▲
Warba Bank	23.1	21.8	-5.4% ▼	22.7% ▲	11.9% ▲
Total	1,164.8	1,112.3	-4.5% ▼		



Net Interest (Financing) Income

- The banking sector showed a drop in the net interest (financing) income by 4.5% during the period H1-2020 to reach an amount of KWD 1.1 billion compared to the same period of the last year. Additionally, the net interest (financing) income for the banking sector in Kuwait showed a similar level in 2019 compared to the performance of 2018 when the financing income grew by 11.1% in 2018 Y-o-Y to reach an amount of KWD 2.37 billion compared to KWD 2.14 billion in 2017.
- The Central Bank of Kuwait have decided for the second time in 2020 to reduce the risk-free rate "RFR" by 100 points during March 2020 to 1.5% in order to stimulate the economy in advanced due to the negative impact that may arise driven by Corona Virus spread worldwide. In addition, interest free rate in Kuwait was 2.75% by the end of 2019 and it declined by 25 points on February 2020 to reach 2.5%. Therefore, the drop in the net interest income was driven mainly by the decline in the free interest rate and the negative impact on the economy due to corona pandemic.
- Percentage wise, Commercial Bank showed the highest decline by 21.7% in 1H-2020 to reach KWD 38.4 million 1H-o-1H, while NBK accounted for the largest contribution of 28.6% amounted to KWD 318.5 million. However, the net interest income for Kuwait Finance House and Boubyan Bank grew the most by 18.0% and 12.9% among the Kuwaiti banks to reach KWD 295.7 million and KWD 65.9 million, respectively mainly driven by the decline in the financing cost as of June 2020.

Source: Thomson Reuters, Banks Financial Statements and Arzan Analysis

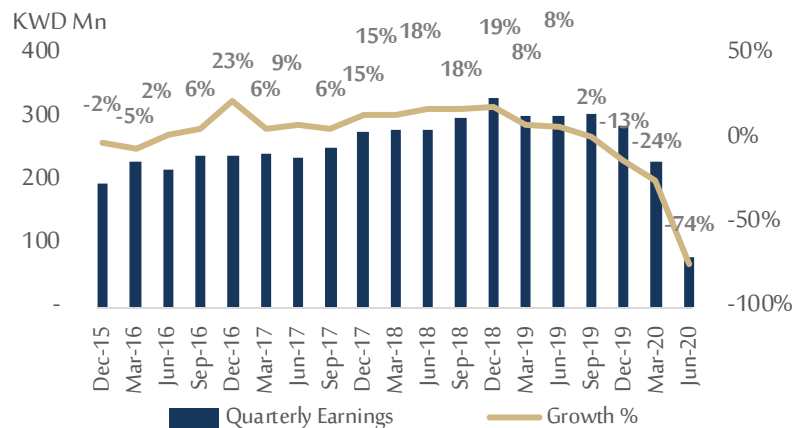


Banking Sector Report

Financial analysis - Income statements

Banks' Earnings

Banks' Name	1H-19	1H-20	H-o-H (%)	2019 to 2018	2018 to 2017
National Bank of Kuwait	209.1	111.1	-46.9% ▼	8.2% ▲	15.0% ▲
Gulf Bank	24.0	11.8	-50.9% ▼	12.2% ▲	11.8% ▲
Commercial Bank of Kuwait	9.8	1.2	-87.8% ▼	-100.0% ▼	10.0% ▲
Al Ahli Bank of Kuwait	22.6	(4.6)	-120.6% ▼	-31.9% ▼	9.8% ▲
Ahli United Bank - Kuwait	30.8	17.7	-42.5% ▼	7.3% ▲	10.2% ▲
Kuwait International Bank	9.6	0.1	-98.9% ▼	-17.9% ▼	-2.8% ▼
Burgan Bank	44.8	22.7	-49.2% ▼	2.5% ▲	-4.3% ▼
Kuwait Finance House	107.7	56.9	-47.1% ▼	10.4% ▲	11.5% ▲
Boubyan Bank	28.9	17.1	-40.6% ▼	11.7% ▲	15.9% ▲
Ahli United Bank (B.S.C)	114.6	90.3	-21.2% ▼	5.3% ▲	8.6% ▲
Warba Bank	6.5	(14.9)	-328.9% ▼	29.8% ▲	189.5% ▲
Total	608.2	309.4	-49.1% ▼		



Net profit attributable to shareholders

- Net interest income of the banking sector had decline in 1H-2020 by 4.5% where the Bank's total revenue deteriorated by higher rate of 6.6% during the same period. Therefore, the banking sector net profit in 1H-2020 was impacted negatively. The total net profit of the banking sector showed a significant drop of 49.1% the first time among the previous interims, to reach an amount of KWD 309.4 million compared KWD 608.2 million occurred in the same period of the last year. Also, this was owing to the drop in the net interest income after loan loss Provision that deflated by 29% which is an inevitable results for the significant increase in the Bank's loan loss provision by 57.5% in 1H-2020 to reach KWD 526.1 million compared to KWD 334.1 million in the same period of the last year.
- The performance of the banking sector in Kuwait during the first half of 2020 showed a negative results driven by the undesirable impacts of the corona virus spread on the economy. Moreover, the Central Bank of Kuwait have enforced the banking sector to delay the interest and financing costs of the banks' clients for six months between April 2020 and September 2020 which putted the banks under a negative pressure in addition to other negative outcome faced by the banking sector during this pandemic.
- The Banking sector's net profit have been continuously growing during 2016-2019. This was evidenced by the fact that the banking sector showed a growth of 9.3% in its net profit to reach KWD 1.01 billion in 2017 and 17.7% growth in 2018 to reach KWD 1.19 billion. Nevertheless, the banking sector net profit in 2019 was at similar level of the previous year at KWD 1.2 billion mainly due to the increase in the loan loss provision amount by 7.9% to reach KWD 668 million in 2019. The growth in the bank's net profit during 2016-2019 were mainly owing to the development in the banking sector's operating profit after provisions which parallely increased by 7.2% in 2017 YoY and 16.3% in 2018 to reach an amount of KWD 1,484 million and KWD 1,726 million, respectively

Source: Thomson Reuters, Banks Financial Statements and Arzan Analysis

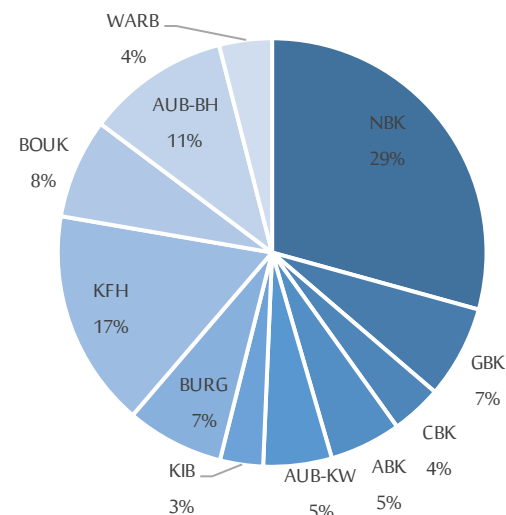


Banking Sector Report

Financial analysis - Balance Sheet

Banks' Loans

Banks' Name	1H-19	1H-20	H-o-H (%)	2019 to 2018	2018 to 2017
National Bank of Kuwait	16,216	17,571	8.4% ▲	6.8% ▲	6.8% ▲
Gulf Bank	3,955	4,189	5.9% ▲	7.0% ▲	7.0% ▲
Commercial Bank of Kuwait	2,455	2,296	-6.5% ▼	0.6% ▲	0.6% ▲
Al Ahli Bank of Kuwait	3,149	3,241	2.9% ▲	6.3% ▲	6.3% ▲
Ahli United Bank - Kuwait	2,905	3,099	6.7% ▲	7.8% ▲	7.8% ▲
Kuwait International Bank	1,921	1,949	1.5% ▲	26.9% ▲	26.9% ▲
Burgan Bank	4,199	4,412	5.1% ▲	0.5% ▲	0.5% ▲
Kuwait Finance House	9,237	9,864	6.8% ▲	-0.5% ▼	-0.5% ▼
Boubyan Bank	3,541	4,519	27.6% ▲	14.3% ▲	14.3% ▲
Ahli United Bank (B.S.C)	6,339	6,457	1.9% ▲	6.3% ▲	6.3% ▲
Warba Bank	1,931	2,391	23.8% ▲	40.7% ▲	40.7% ▲
Total	55,849	59,987	7.4% ▲		



Highlights on Bank's Loans

- The banking sector in Kuwait showed an increase of 7.4% in the total loans to reach an amount of KWD 60 billion by the end of 30 June 2020 compared to an amount of KWD 55.8 billion on 30 June 2019. The banking sector in Kuwait showed an increased of 6.8% in the total loans to reach an amount of KWD 57.3 billion by the end of 31 December 2019 compared to an amount of KWD 53.7 billion on 31 December 2018.
- There was a remarkable growth in Boubyan Bank's total loans which grew by 27.6% 1H-o-1H to KWD 4.5 billion as of 1H-2020, followed by Warba Bank and National Banks of Kuwait with a growth of 23.8% and 8.4%, respectively to reach an amount of KWD 2.4 billion and KWD 17.6 billion, respectively. There was a continuous growth in the bank's total loans between the period 2015-2019 by an annual growth of 7.5% in 2015, 1.2% in 2016, 7.3% in 2017, 4.5% in 2018 and 6.8% in 2019 to reach an amount of KWD 57.3 billion in 2019.
- The banking sector showed a growth in total loans of all the constituents of the banking sector with exception for Commercial Bank which showed a decline of 6.5% during the period 1H-2020 to reach KWD 2.3 billion. Accordingly, National Bank of Kuwait "NBK" continued to lead the banking sector with its largest market share of loans of 29.3% to reach an amount of KWD 17.6 billion, followed by KFH as the bank had a total market share of loans 16.4% and an amount of KWD 9.9 billion as of 30 June 2020.

Source: Thomson Reuters, Banks Financial Statements and Arzan Analysis

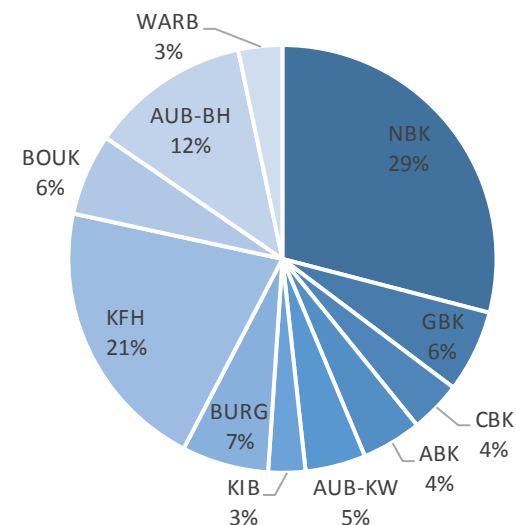


Banking Sector Report

Financial analysis - Balance Sheet

Banks' Deposits

Banks' Name	1H-19	1H-20	H-o-H (%)	2019 to 2018	2018 to 2017
National Bank of Kuwait	23,018	24,402	6.0% ▲	4.9% ▲	5.5% ▲
Gulf Bank	5,151	5,224	1.4% ▲	4.1% ▲	5.8% ▲
Commercial Bank of Kuwait	3,758	3,279	-12.7% ▼	6.5% ▲	-0.4% ▼
Al Ahli Bank of Kuwait	3,783	3,800	0.4% ▲	8.4% ▲	2.3% ▲
Ahli United Bank - Kuwait	3,441	3,835	11.5% ▲	12.1% ▲	6.6% ▲
Kuwait International Bank	1,929	2,349	21.8% ▲	11.9% ▲	9.4% ▲
Burgan Bank	5,312	5,515	3.8% ▲	-7.4% ▼	-6.3% ▼
Kuwait Finance House	15,329	17,443	13.8% ▲	10.4% ▲	0.8% ▲
Boubyan Bank	4,109	5,190	26.3% ▲	20.1% ▲	10.2% ▲
Ahli United Bank (B.S.C)	10,217	10,157	-0.6% ▼	11.3% ▲	6.1% ▲
Warba Bank	2,388	2,790	16.9% ▲	40.8% ▲	19.4% ▲
Total	78,435	83,984	7.1% ▲		



Highlights on Bank's Deposits

- Total deposits in the Kuwaiti banking sector had an upsurge of 7.1% to reach an amount of KWD 83.9 billion by the end of 30 June 2020 compared to an amount of KWD 78.4 billion on 30 June 2019. Boubyan Bank leads the growth charts as its total deposits rose the most by 26.3% in 1H-2020 among other banks in Kuwait to reach an amount of KWD 5.2 billion followed by Kuwait International Bank and Warba Bank which grew by 21.8% and 16.9%, respectively to reach KWD 2.3 billion and KWD 2.8 billion as of 30 June 2020.
- Kuwait National Bank continued to prime the market with its largest market share of deposits and a weight of 29.1% to an amount of KWD 24.4 billion, followed by KFH with a total market share and a weight of 20.8% and amounted to KWD 17.4 billion on 30 June 2020.
- Commercial Bank of Kuwait and Ahli Bank of Kuwait – Bahrain were the only banks that had a decline in its total deposits. In fact, Commercial banks showed a drop of 12.7% to reach KWD 3.3 billion while AUB-BH disclosed a modest deterioration in its total deposits during the period by 0.6% 1H-o-1H among the banking sector constituents in Kuwait to reach an amount of KWD 10.2 billion as of June 2020.

Source: Thomson Reuters, Banks Financial Statements and Arzan Analysis



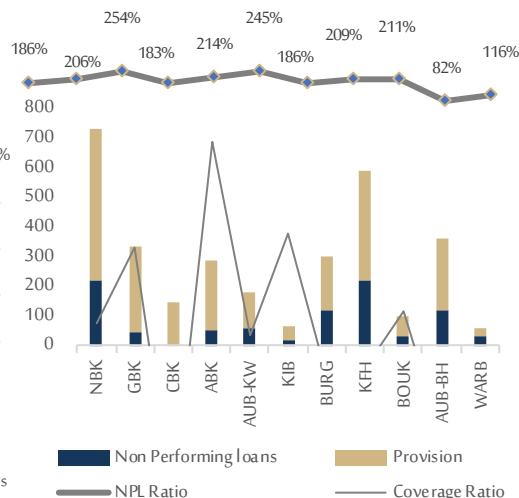
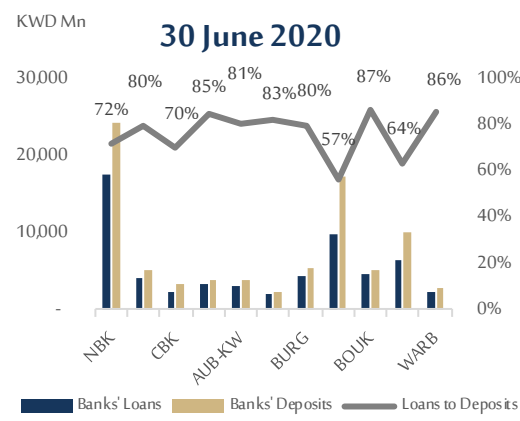
Banking Sector Report

Financial analysis - Balance Sheet

Banks' Name	Non Performing loans	Total Provisions	Coverage Ratio	NPL Ratio	Capital Adequacy Ratio
National Bank of Kuwait	311.0	576.9	186%	1.77%	16.8%
Gulf Bank	151.6	312.3	206%	2.20%	16.8%
Commercial Bank of Kuwait*	50.1	127.3	254%	2.18%	17.9%
Al Ahli Bank of Kuwait	136.0	248.9	183%	1.80%	19.2%
Ahli United Bank - Kuwait *	54.1	104.0	214%	2.08%	17.2%
Kuwait International Bank *	21.6	52.9	245%	1.86%	18.2%
Burgan Bank*	211.0	252.4	186%	4.80%	16.8%
Kuwait Finance House *	220.0	459.7	209%	2.23%	16.5%
Boubyan Bank	53.3	112.5	211%	1.20%	16.8%
Ahli United Bank (B.S.C) *	385.9	315.6	82%	2.10%	15.6%
Warba Bank	81.8	94.8	116%	3.42%	15.2%
Average	1,676.3	2,657.5	158.5%	2.33%	17.00%

Note: all the data in this table is as of 30 June 2020

*: Data of 2019 have been used



Ratio Analysis

- The Kuwaiti banking sector NPL level faced a decline in 2018 to reach an amount of KWD 896 billion and this accounted for 1.5% of total loans. In 2019, non performing loans have extremely increased to reach an amount of KWD 1.2 billion. There was a significant increase in the NPL of ABK by 164% to KWD 136 million, AUB-BH by 131% to KWD 271 million and CBK by 100% to KWD 50.1 million.
- In 30 June 2020, the non-performing loans continued to increase by 40% in the first half of 2020 to reach KWD 1.68 billion driven by the negative impacts of corona virus spread on the banks' clients.
- The Banks' Capital Adequacy Ratio is at an average of 17% and the highest CAR went for Al-Ahli Bank of Kuwait at 19.2% in 2019.
- The coverage ratio for the Banking Sector declined to reach 158% in June 2020 and an amount of KWD 2.66 billion and this can introduce the financial strength for the banking sector in Kuwait. In addition, the highest coverage ratio is accounted for Commercial Bank, KIB and AUB-KW at 254%, 245%, and 214%, respectively indicating high financial strength against any upcoming financial difficulties.

Source: Thomson Reuters, Banks Financial Statements and Arzan Analysis



Banking Sector Report

Financial analysis - Market Performance

Banks' Name	Market Cap (KWD Mn)	PE*	BVPS (fils)*	P/BV*	Payout Ratio 2019	DY%*	Operating profit %*	Net profit %*	ROA %*	ROE %*
National Bank of Kuwait	5,830	19.2	453.5	1.89	58.3%	4.3%	40.6%	24.1%	1.02%	9.85%
Gulf Bank	655	12.7	206.4	1.09	50.1%	5.2%	26.0%	18.2%	0.85%	8.58%
Commercial Bank of Kuwait	996	(115.7)	349.9	1.47	0.0%	0.0%	-6.2%	-5.1%	-0.19%	-1.28%
Al Ahli Bank of Kuwait	279	190.9	353.2	0.49	50.0%	4.1%	2.0%	-3.1%	0.03%	0.26%
Ahli United Bank - Kuwait	565	13.5	221.4	1.31	54.0%	5.8%	42.2%	22.8%	0.95%	9.71%
Kuwait International Bank	194	25.3	253.9	0.75	46.6%	4.1%	12.3%	6.8%	0.28%	2.95%
Burgan Bank	520	8.3	270.8	0.73	49.8%	6.2%	29.3%	12.0%	0.88%	8.83%
Kuwait Finance House	4,781	23.9	245.5	2.57	54.9%	3.3%	29.6%	21.5%	0.97%	10.75%
Boubyan Bank	1,711	33.6	163.7	3.45	44.1%	1.6%	35.4%	22.2%	0.83%	10.28%
Ahli United Bank (B.S.C)	2,153	10.9	122.2	1.83	63.6%	7.1%	36.5%	32.1%	1.61%	16.74%
Warba Bank	317	(65.4)	115.8	1.74	0.0%	0.0%	-15.3%	-10.0%	-0.14%	-2.65%
	18,001.1	13.9		2.07	52.4%	4.6%	28.2%	20.0%	0.8%	8.7%

Note: * Is calculated based in the LTM as of 30 June 2020.

Market Indicators

- The total market cap for the banking sector declined to KWD 17.2 billion on 30 June 2019 compared to KWD 21.9 billion in 31 December 2019. As of 15 March 2020 the market cap of the banking sector declined significantly driven by the expected negative effect on the economy from Corona Virus spread to reach KWD 15.8 billion. NBK continued to have the largest market cap in Kuwait Boursa and accounted for the largest rate of 32.4% of the banking sector with a market cap of KWD 5.83 billion, followed by KFH with a 26.6% with a market cap of KWD 4.9 billion as of 25 August 2020.
- When comparing banks in terms of dividend payout ratio, AUB-BH and NBK topped the list chart with 63.6% & 58.3%, while Dividend Yield of the banking sector reached an average of 4.8% and where AUB-Bahrain gave the highest dividend yield of 7.1% followed by Burgan Bank and AUB-KW by 6.2% and 5.8% based on 2019 payout ratio and market price on 25 of August 2020.
- As of 30 June 2020, NBK topped the banking sector based on its book value per share reached 453.5 fils followed by Al-Ahli Bank of Kuwait with BVPS of 353 fils. Al-Ahli had the lowest P/BV among the banking sector with P/BV of 0.49x as of 25th of August 2020 while the lowest PE of 8.3x went to Burgan Bank. On the other hand, the highest PE and P/BV both went for Boubyan Bank at 33.6x and 3.45x, respectively as of 25th of August 2020.



Arzan Financial Group

Disclaimer

It should be noted that this report does not constitute investment recommendations or whether investors should continue to own their investments. The report was prepared only for the purpose of viewing and should not be relied upon for any other purpose.

This report is prepared for general circulation and was sent to you as a customer for the purpose of providing general information only, it is not intended to offer or provide advice regarding the purchase or sale of any security or investment.

Although the information in this report has been gathered from sources that the company believes to be reliable, we have not verified independently whether it is inaccurate or incomplete. There is no responsibility on the company for any losses arising directly or indirectly from this information.

